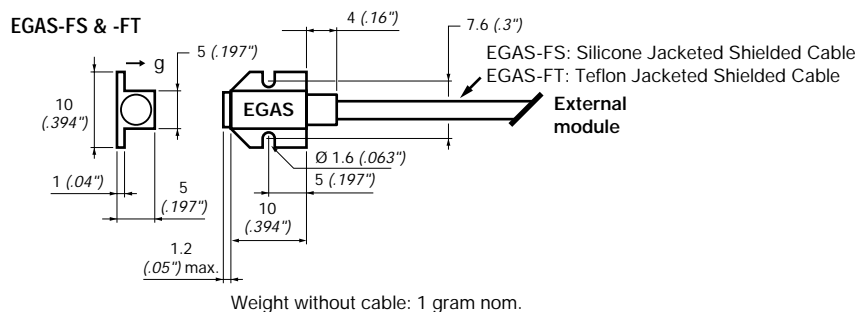
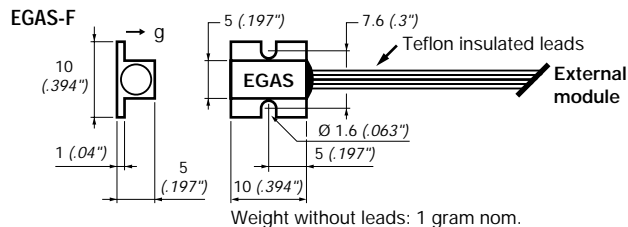
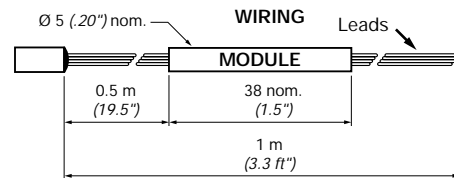
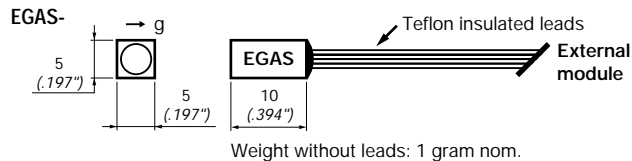


Specifications



EGAS, EGAS-F, EGAS-FS & EGAS-FT



Dim: mm (inches)

EGAS Series

g RANGES "FS"	g OVERRANGE LIMIT	FREQUENCY RESPONSE $\pm 1/2$ dB nom./min.	NATURAL FREQUENCY nom.	SENSITIVITY mV/g nom.	OUTPUT "FSO" mV nom.
± 5	± 500	0 to 150/80 Hz	300 Hz	20	± 100
± 10	± 1000	0 to 200/120 Hz	400 Hz	10	± 100
± 25	± 2500	0 to 400/240 Hz	800 Hz	4	± 100
± 50	± 5000	0 to 600/350 Hz	1200 Hz	2	± 100
± 100	± 10000	0 to 900/500 Hz	1800 Hz	1	± 100
± 250	± 10000	0 to 1300/750 Hz	2600 Hz	0.4	± 100
± 500	± 10000	0 to 1750/1000 Hz	3500 Hz	0.2	± 100
± 1000	± 10000	0 to 2500/1500 Hz	5000 Hz	0.1	± 100
± 2500	± 10000	0 to 3500/2000 Hz	7000 Hz	0.04	± 100

EXCITATION: 15VDC
IMPEDANCE IN: 1300 Ω nom. typ.
IMPEDANCE OUT: 1500 Ω nom.
COMB. NON-LINEARITY & HYSTERESIS: $\pm 1\%$
TRANSVERSE SENSITIVITY: 2% max
DAMPING RATIO AT 20°C (70°F): 0.7 nom. (0.5 to 0.9)
OVERRANGE STOPS: Integral
THERMAL ZERO SHIFT: $\pm 1\text{mV}/50^\circ\text{C}$ ($\pm 1\text{mV}/100^\circ\text{F}$)
THERMAL SENSITIVITY SHIFT (TSS): $\pm 2.5\%/50^\circ\text{C}$ ($\pm 2.5\%/100^\circ\text{F}$)
OPERATING TEMPERATURE: -40°C to 120°C (-40°F to 250°F)
COMPENSATED TEMPERATURE: 20°C to 80°C (70°F to 170°F)
ZERO OFFSET AT 20°C (70°F): $\pm 15\text{mV}$ typ.



北京赛斯维测控技术有限公司
 北京市朝阳区望京西路48号
 金隅国际C座1002
 电话: +86 010 8477 5646
 传真: +86 010 5894 9029
 邮箱: sales@sensorway.cn
<http://www.sensorway.cn>

Entran[®]



TITLE
EGAS ACCELEROMETERS
 Miniature
 Rugged

Entran Devices, Inc.
 FAIRFIELD, NJ, USA

SPECIFICATION NUMBER	ISSUE	PAGE
EGASS001U	PA1	1 of 2

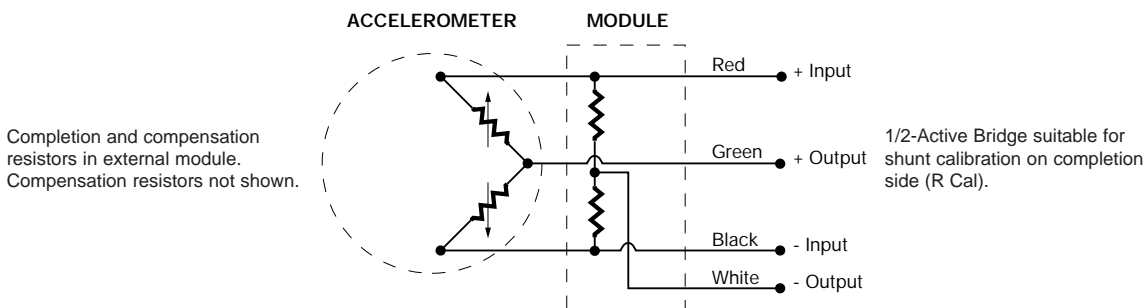
Options and Accessories:

COMPENSATED TEMPERATURE RANGES:	STANDARD	= 20°C to 80°C (70°F to 170°F)
	Z1	= -20°C to 40°C (0°F to 100°F)
	Z2	= 0°C to 60°C (32°F to 140°F)
	Z4	= 40°C to 90°C (100°F to 200°F)
	Z*	= Non-standard, contact Entran
5 WIRE BRIDGE WIRING FOR ADJUSTABLE ZERO OFFSET ON EGAS & EGAS-F ONLY:	5	= 5 Wire
EXCITATION VOLTAGE:	STANDARD	= 15VDC
	V00	= Replace "00" with Excitation between 1 and 15. If less than 15, Sensitivity (FSO) will decrease accordingly.
	V*	= Non-standard Excitation with standard FSO and non-standard TSS, contact Entran.
SPECIAL LEAD LENGTH:	L00F	= Replace "00" with total length in feet.
	L00M	= Replace "00" with total length in meters.
SPECIAL MODULE LOCATION:	M00F	= Replace "00" with distance between sensor and module in feet.
	M00M	= Replace "00" with distance between sensor and module in meters.
WATERPROOFING LEAD EXIT ON EGAS-FS & EGAS-FT:	X	= Short term waterproofing. Limited to 105°C (220°F).
CONNECTOR WIRED TO LEADS OR CABLE:	C	= Microtech type male (w/o mate)
	R	= RJ Telephone type male (w/o mate) for EGAS & -F
	RS	= RJ Telephone type male for cable (w/o mate) for -FS & -FT
MATING CONNECTORS FOR CONNECTOR OPTIONS:	See Cable and Connector Bulletins	
TRIAxIAL MOUNTING BLOCKS:	MTG-F2	for mounting 3 EGAS-FS & -FT (see EG Accessories)
	MTG-F3	for mounting 3 EGAS-F (see EG Accessories)

Model Number construction:

<u>EGAS</u> Series	-	<u>F</u> Housings	-	<u>100</u> Range	-	<u>/Z1/L2M/R</u> Options
		" "				C, R or RS
		-F				L00F or L00M
		-FS				M00F or M00M
		-FT				V1 thru V15 or V*
						X
						Z1, Z2, Z4, or Z*
						5

Wiring:



Entran®	EGAS ACCELEROMETERS	SPECIFICATION NUMBER	ISSUE	PAGE
		EGASS001U	PA0	2 of 2